

## IPV4

works on network layer. the transport layer send the segments when it uses the TCP/IP and send the datagram when uses UDP. the IP breaks these segments and datagrams into the packets when these segments had broken the header is attached with the IP. These header provide the information to the receiver side about the packets. In IP header the information are represented by different headers.

version no - The version no IP is define by version no field. Here it is version 4

Header length - IPV4 header length is 32 bit words.

Type of service - This field decide the right way to the router for that router can decide the order of sending the packets. if the packets priority is high the the value value of field is high

total length - it is 16 bit field. and describe the total length of IP datagram

identification - it is 16 bit no and its uniquely identify the source address of any segments.

9650

ICMP  $\Rightarrow$  overcome the problems of IP

ICMP is designed to overcome the following two problems

(1) - no error reporting

(2) - lacks a mechanism for queries or no communication

ICMP messages are not directly passed to the data link layer. The messages are first encapsulated inside IP datagram before going to the lower layer.

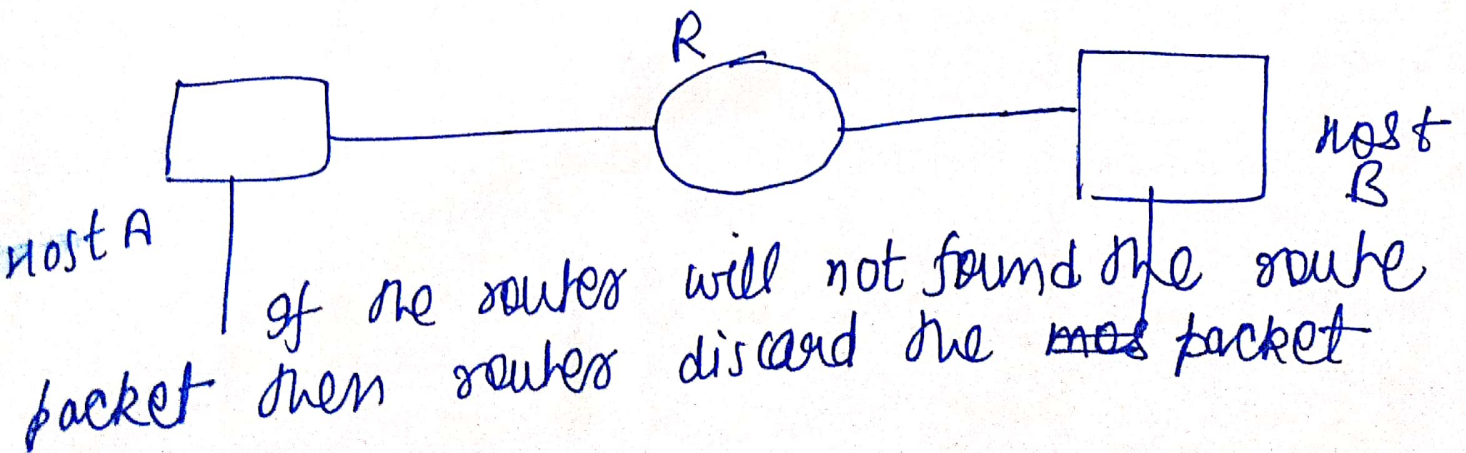
{ these two problems are with IP protocol

|                |       |          |       |
|----------------|-------|----------|-------|
| 8 bit          | 8 bit | 8 bit    | 8 bit |
| Type           | code  | checksum |       |
| rest of header |       |          |       |
| data section   |       |          |       |

\* If a router discard the packet due to the any reason like cable problem then IP protocol has no mechanism that the server no about the problem.

\* ICMP supports the IP protocol.

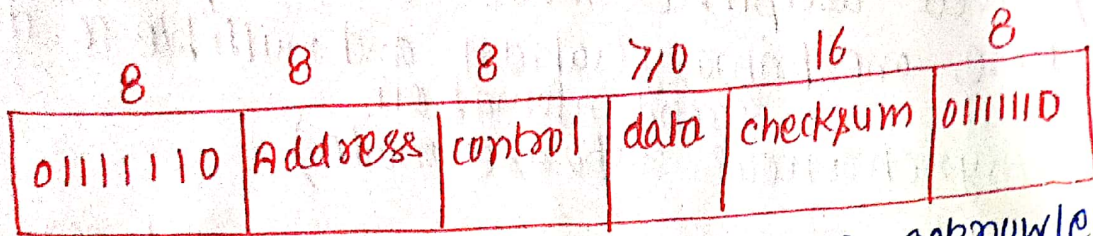
\* ICMP ~~not~~ send the messages and report the errors and tell about the device status



## HDLC

HDLC (High level data link control) is a bit oriented protocol for communication over point to point and multipoint links.

frame format for bit oriented protocol



control field - used for sequence no, acknowledgement

data field - data field contain information

It is developed by ISO. HDLC is a group of protocol to transmit frame between end points. HDLC protocol manage the flow of data. It works in data link layer. It provide high flexibility, Adaptability, reliability and efficiency of operation.

HDLC protocol embedded the information in a frame that allow devices to control data flow and control errors.

HDLC station - there are 3 type of station

- ① Primary station - It look after connecting and disconnecting the link
- ② Secondary station - It operates under primary station. The frame send by secondary station is called response
- ③ combined station - It act as a primary and secondary station.

## operation mode for data transfer

NRM (normal response mode) - use for point to point and point to multipoint data transfer  
it is a synchronous mode of communication  
it is well discipline mode as compare to  
ARM. Here one primary station and multiple se station  
ARM (Asynchronous response mode)  
↙ send information

it is only used for communication between  
primary and secondary station

ABM (Asynchronous balanced mode)

use for point to point communication between  
two station. the information frames can  
send into the full duplex manner

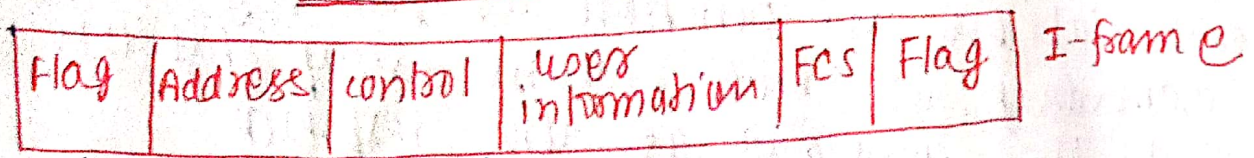
## HDLC frame format

- (a) - I frame - information frame ↙ carry the data or information from network layer
- (b) - S frame - supervisory frame ⇒ used for flow control error control
- (c) - U frame - unnumbered frame

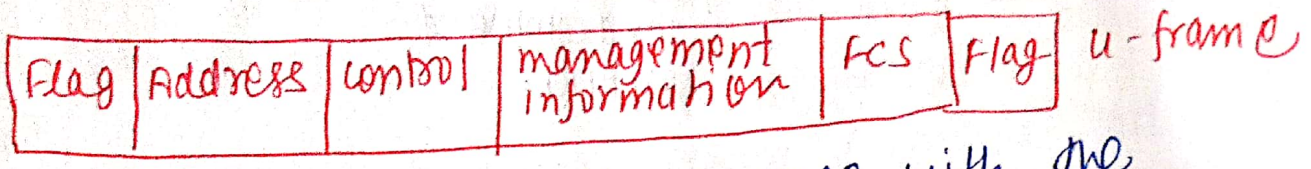

⇓  
used of exchanging  
the session management  
and control information  
between communication  
device

↙ reserve for  
system  
management

I Frame <sup>transport</sup> user information



\* Flag repeated two times



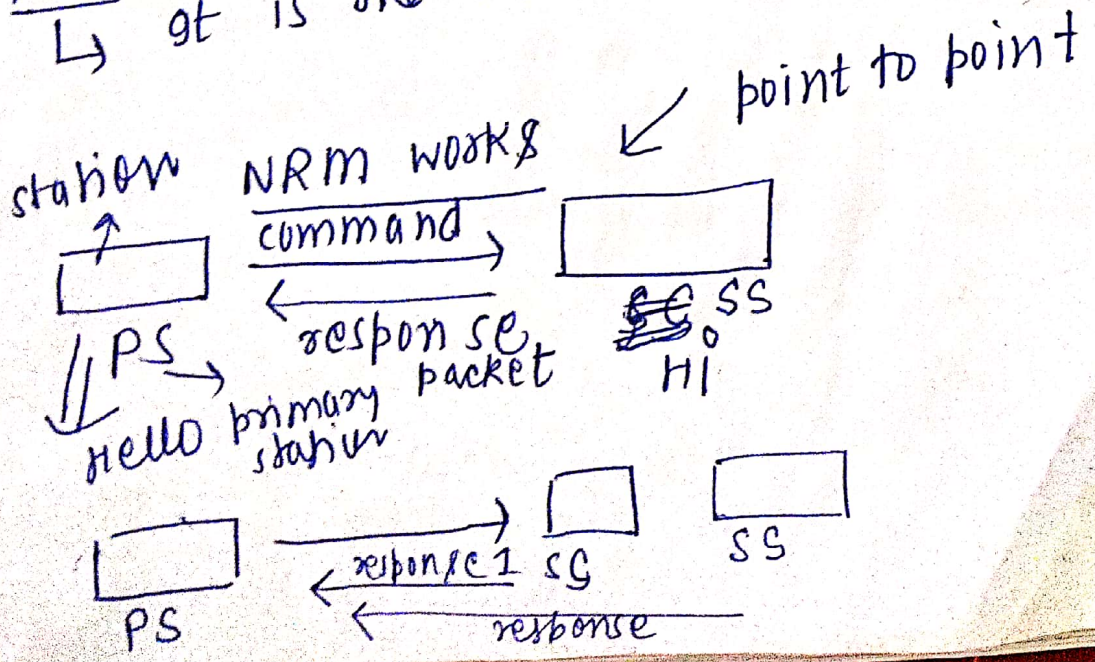
Flag field - it is a 8 bit sequence with the bit pattern 01111110 that identifies both the beginning and end of the frame  
 it serve a synchronization pattern for receiver

Address - contain address of station, and generally contain secondary station address

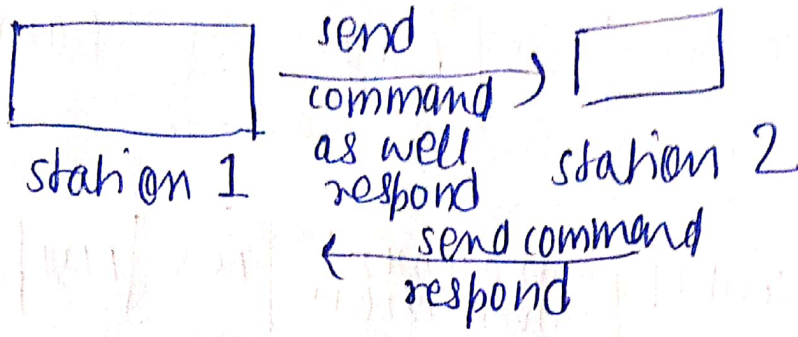
control field - used for error and flow control

information - user data and management information

FCS - frame check sequence  
 ↳ it is the error detection field of HDLC



ABM works - only point to point  
each stations can function as primary or secondary as well means every stations send the command as also respond



## MAC

mac address is assigned by the manufacturer to the NIC card

ARP protocol can retrieve MAC address of a device

It is a 48 bits (6 bytes) hexadecimal address

## IP

IP address is assigned by the network administrator or ISP

RARP protocol can retrieve IP address of a device

IPv4 is a 32 bit (4 bytes) address

and IPv6 is a 128 bits (16 bytes) address

